


COLLIER HYDRAULIQUE-MANO-PRISE DE PRESSION



SOMMAIRE

Manomètre	page 5-1
Prise Pression	page 5-7
Collier Hydraulique	page 5-11

MANOMETRES

MANOMETRE BOITIER INOX BAIN DE GLYCERINE

DIAMETRE 63

RACCORD 1/4 VERTICAL



REFERENCE	TARIF
MANO 63V BIG -1+0	- €
MANO 63V BIG -1+1,5	- €
MANO 63V BIG -1+3	- €
MANO 63V BIG -1+5	- €
MANO 63V BIG -1+9	- €
MANO 63V BIG -1+15	- €
MANO 63V BIG 0-1	- €
MANO 63V BIG 0-1,6	- €
MANO 63V BIG 0-2,5	- €
MANO 63V BIG 0-4	- €
MANO 63V BIG 0-6	- €
MANO 63V BIG 0-10	- €
MANO 63V BIG 0-16	- €
MANO 63V BIG 0-25	- €
MANO 63V BIG 0-40	- €
MANO 63V BIG 0-60	- €
MANO 63V BIG 0-100	- €
MANO 63V BIG 0-160	- €
MANO 63V BIG 0-250	- €
MANO 63V BIG 0-400	- €
MANO 63V BIG 0-600	- €

RACCORD 1/4 DORSAL



REFERENCE	TARIF
MANO 63D BIG -1+0	- €
MANO 63D BIG -1+1,5	- €
MANO 63D BIG -1+3	- €
MANO 63D BIG -1+5	- €
MANO 63D BIG -1+9	- €
MANO 63D BIG -1+15	- €
MANO 63D BIG 0-1	- €
MANO 63D BIG 0-1,6	- €
MANO 63D BIG 0-2,5	- €
MANO 63D BIG 0-4	- €
MANO 63D BIG 0-6	- €
MANO 63D BIG 0-10	- €
MANO 63D BIG 0-16	- €
MANO 63D BIG 0-25	- €
MANO 63D BIG 0-40	- €
MANO 63D BIG 0-60	- €
MANO 63D BIG 0-100	- €
MANO 63D BIG 0-160	- €
MANO 63D BIG 0-250	- €
MANO 63D BIG 0-400	- €
MANO 63D BIG 0-600	- €

MANOMETRE BOITIER INOX BAIN DE GLYCERINE

DIAMETRE 100

RACCORD 1/2 VERTICAL



REFERENCE	TARIF
MANO 100V BIG -1+0	- €
MANO 100V BIG -1+1,5	- €
MANO 100V BIG -1+3	- €
MANO 100V BIG -1+5	- €
MANO 100V BIG -1+9	- €
MANO 100V BIG -1+15	- €
MANO 100V BIG 0-1	- €
MANO 100V BIG 0-1,6	- €
MANO 100V BIG 0-2,5	- €
MANO 100V BIG 0-4	- €
MANO 100V BIG 0-6	- €
MANO 100V BIG 0-10	- €
MANO 100V BIG 0-16	- €
MANO 100V BIG 0-25	- €
MANO 100V BIG 0-40	- €
MANO 100V BIG 0-60	- €
MANO 100V BIG 0-100	- €
MANO 100V BIG 0-160	- €
MANO 100V BIG 0-250	- €
MANO 100V BIG 0-400	- €
MANO 100V BIG 0-600	- €
MANO 100V BIG 0-1000	- €

RACCORD 1/2 DORSAL



REFERENCE	TARIF
MANO 100D BIG -1+0	- €
MANO 100D BIG -1+1,5	- €
MANO 100D BIG -1+3	- €
MANO 100D BIG -1+5	- €
MANO 100D BIG -1+9	- €
MANO 100D BIG -1+15	- €
MANO 100D BIG 0-1	- €
MANO 100D BIG 0-1,6	- €
MANO 100D BIG 0-2,5	- €
MANO 100D BIG 0-4	- €
MANO 100D BIG 0-6	- €
MANO 100D BIG 0-10	- €
MANO 100D BIG 0-16	- €
MANO 100D BIG 0-25	- €
MANO 100D BIG 0-40	- €
MANO 100D BIG 0-60	- €
MANO 100D BIG 0-100	- €
MANO 100D BIG 0-160	- €
MANO 100D BIG 0-250	- €
MANO 100D BIG 0-400	- €
MANO 100D BIG 0-600	- €
MANO 100D BIG 0-1000	- €

**MANOMETRE SEC BOITIER ABS
DIAMETRE 40**

RACCORD 1/8 CONIQUE VERTICAL



REFERENCE	TARIF
MANO 40V ABS -1+0	- €
MANO 40V ABS 0-1	- €
MANO 40V ABS 0-1,6	- €
MANO 40V ABS 0-2,5	- €
MANO 40V ABS 0-4	- €
MANO 40V ABS 0-6	- €
MANO 40V ABS 0-10	- €
MANO 40V ABS 0-12	- €
MANO 40V ABS 0-16	- €
MANO 40V ABS 0-25	- €
MANO 40V ABS 0-40	- €
MANO 40V ABS 0-60	- €
MANO 40V ABS 0-100	- €
MANO 40V ABS 0-160	- €
MANO 40V ABS 0-250	- €
MANO 40V ABS 0-315	- €

RACCORD 1/8 CONIQUE DORSAL



REFERENCE	TARIF
MANO 40D ABS -1+0	- €
MANO 40D ABS 0-1	- €
MANO 40D ABS 0-1,6	- €
MANO 40D ABS 0-2,5	- €
MANO 40D ABS 0-4	- €
MANO 40D ABS 0-6	- €
MANO 40D ABS 0-10	- €
MANO 40D ABS 0-12	- €
MANO 40D ABS 0-16	- €
MANO 40D ABS 0-25	- €
MANO 40D ABS 0-40	- €
MANO 40D ABS 0-60	- €
MANO 40D ABS 0-100	- €
MANO 40D ABS 0-160	- €
MANO 40D ABS 0-250	- €
MANO 40D ABS 0-315	- €

**MANOMETRE SEC BOITIER ABS
DIAMETRE 63**

RACCORD 1/4 CONIQUE VERTICAL



REFERENCE	TARIF
MANO 63V BAS -1+0	- €
MANO 63V BAS 0-1	- €
MANO 63V BAS 0-1,6	- €
MANO 63V BAS 0-2,5	- €
MANO 63V BAS 0-4	- €
MANO 63V BAS 0-6	- €
MANO 63V BAS 0-10	- €
MANO 63V BAS 0-12	- €
MANO 63V BAS 0-16	- €
MANO 63V BAS 0-25	- €
MANO 63V BAS 0-40	- €
MANO 63V BAS 0-60	- €
MANO 63V BAS 0-100	- €
MANO 63V BAS 0-160	- €
MANO 63V BAS 0-250	- €
MANO 63V BAS 0-315	- €

RACCORD 1/4 CONIQUE DORSAL



REFERENCE	TARIF
MANO 63D BAS -1+0	- €
MANO 63D BAS 0-1	- €
MANO 63D BAS 0-1,6	- €
MANO 63D BAS 0-2,5	- €
MANO 63D BAS 0-4	- €
MANO 63D BAS 0-6	- €
MANO 63D BAS 0-10	- €
MANO 63D BAS 0-12	- €
MANO 63D BAS 0-16	- €
MANO 63D BAS 0-25	- €
MANO 63D BAS 0-40	- €
MANO 63D BAS 0-60	- €
MANO 63D BAS 0-100	- €
MANO 63D BAS 0-160	- €
MANO 63D BAS 0-250	- €
MANO 63D BAS 0-315	- €

ACCESSOIRES POUR MANOMETRE



REFERENCE	TARIF
COLLERETTE 40 (ACIER)	- €
COLLERETTE 63 (INOX)	- €
COLLERETTE 100 (INOX)	- €
ETRIER 63	- €
PROTECTION CAOUCHOUC V	- €
PROTECTION CAOUCHOUC D	- €
GLYCERINE 5 LITRES	- €
GLYCERINE 1 LITRE	- €
GLYCERINE 0,5 LITRE	- €

REFERENCE	TARIF
AD MANO M1/4XF1/8 LAIT	- €
AD MANO M1/8XF1/4 LAIT	- €
AD MANO M1/2XF1/4 LAIT	- €
AD MANO M1/4XF1/2 LAIT	- €
AD MANO M1/4XF1/8C LAIT	- €
AD MANO M1/2XF1/4C LAIT	- €
AD MANO M1/2XF1/4 INOX	- €
AD MANO M1/4XF1/2 INOX	- €
AD MANO M1/2XF1/4C INOX	- €



COMPACT



AMORTISSEUR DE PRESSION



REFERENCE	TARIF
MANO AMORT 1/4 LAIT FIXE	- €
MANO AMORT 1/2 LAIT FIXE	- €
MANO AMORT 1/4 INOX FIXE	- €
MANO AMORT 1/2 INOX FIXE	- €
MANO AMORT 1/2 LAIT REGL	- €
MANO AMORT 1/2 INOX REGL	- €

NOMBREUX AUTRES PRODUITS SUR DEMANDE

MANOMETRES A MEMBRANE



THERMOMETRES INDUSTRIELS



MANOMETRE A CONTACT

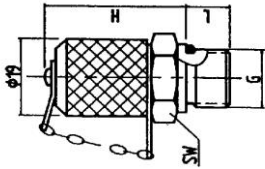


**ROBINET D' ISOLEMENT
OU VANNE A POINTEAU**



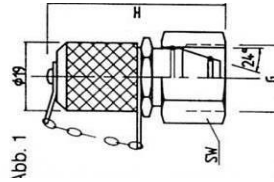
PRISES PRESSIONS

**PRISE PRESSION
M16X200**



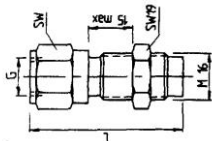
REFERENCE	TARIF
PP16X200 GM1/8R	- €
PP16X200 GM1/4R	- €
PP16X200 GM3/8R	- €
PP16X200 GM1/2R	- €
PP16X200 M10X100R	- €
PP16X200 M12X150R	- €
PP16X200 M14X150R	- €
PP16X200 M16X150R	- €
PP16X200 UNF5/16	- €
PP16X200 UNF7/16	- €
PP16X200 UNF1/2	- €
PP16X200 UNF9/16	- €
PP16X200 BM1/8	- €
PP16X200 BM1/4	- €
PP16X200 BM3/8	- €

**PRISE PRESSION M16X200
SERIE DIN L ET S**



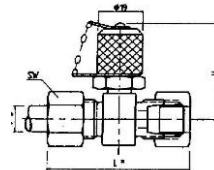
REFERENCE	TARIF
PP16X200 EFR 6L	- €
PP16X200 EFR 8L	- €
PP16X200 EFR 10L	- €
PP16X200 EFR 12L	- €
PP16X200 EFR 15L	- €
PP16X200 EFR 18L	- €
PP16X200 EFR 22L	- €
PP16X200 EFR 28L	- €
PP16X200 EFR 35L	- €
PP16X200 EFR 42L	- €
PP16X200 EFR 6S	- €
PP16X200 EFR 8S	- €
PP16X200 EFR 10S	- €
PP16X200 EFR 12S	- €
PP16X200 EFR 14S	- €
PP16X200 EFR 16S	- €
PP16X200 EFR 20S	- €
PP16X200 EFR 25S	- €
PP16X200 EFR 30S	- €
PP16X200 EFR 38S	- €

**ADAPTEUR MANOMETRE X
MALE 16X200**



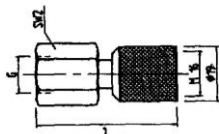
REFERENCE	TARIF
AD M16X200 X FG1/4	- €
AD M16X200 X FG1/2	- €

**UNION DOUBLE DIN L ET S
AVEC PRISE PRESSION**



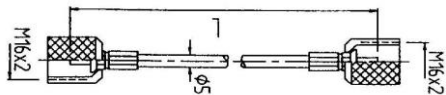
REFERENCE	TARIF
PP16X200 UD 6L	- €
PP16X200 UD 8L	- €
PP16X200 UD 10L	- €
PP16X200 UD 12L	- €
PP16X200 UD 15L	- €
PP16X200 UD 18L	- €
PP16X200 UD 22L	- €
PP16X200 UD 6S	- €
PP16X200 UD 8S	- €
PP16X200 UD 10S	- €
PP16X200 UD 12S	- €
PP16X200 UD 14S	- €
PP16X200 UD 16S	- €
PP16X200 UD 20S	- €
PP16X200 UD 25S	- €
PP16X200 UD 30S	- €

**ADAPTEUR MANOMETRE X
FEMELLE 16X200**




REFERENCE	TARIF
AD F16X200 X FG1/4	- €
AD F16X200 X FG1/2	- €

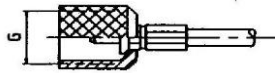
FLEXIBLE CAPILLAIRE



TUYAU DN 2 PN 600 BARS



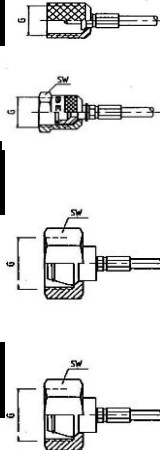
EMBOUT A SERTIR



REFERENCE	TARIF
1WP 2	- €
FORFAIT SERTISSAGE	1,00 €

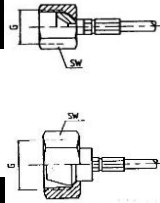
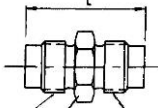
REFERENCE	TARIF
S R 2 FT 16X200	- €
S R 2 WFP 1/4	- €
S R 2 WFP 1/2	- €
S R 2 EFR 6 L	- €
S R 2 EFR 8 L	- €
S R 2 EFR 10 L	- €
S R 2 EFR 12 L	- €
S R 2 EFR 6 S	- €
S R 2 EFR 8 S	- €
S R 2 EFR 10 S	- €
S R 2 EFR 12 S	- €
S R 2 JF 7/16	- €
S R 2 JF 1/2	- €
S R 2 JF 9/16	- €
S R 2 WF 1/8	- €
S R 2 WF 1/4	- €
S R 2 WF 3/8	- €

CAPUCHON DE RECHANGE



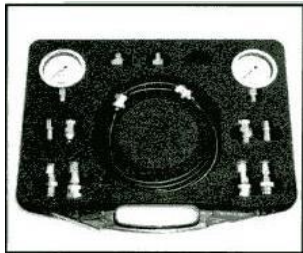
REFERENCE	TARIF
PP CAPUCHON METAL	- €

UNION DOUBLE M16X200



REFERENCE	TARIF
AD M16X200 X M16X200	- €

**MALETTE DE PRESSION AVEC 2 MANOMETRES
(2 FLEXIBLE + 2 PRISE PRESSION + 2 ADAP MANOMETRE + 4 ADAPTEUR)**

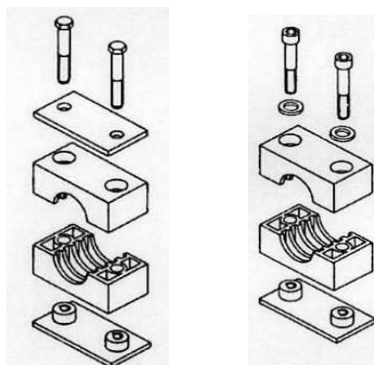
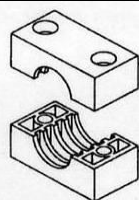


REFERENCE	TARIF
	- €

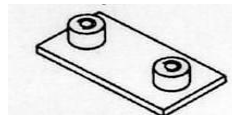
COLLIERS HYDRAULIQUES

COLLIERS HYDRAULIQUES SERIE LEGERE

PAIRE 1/2 COQUILLE EN POLYPROPYLENE



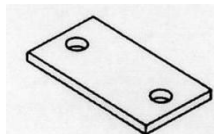
PLAQUE INFERIEURE A SOUDER



REFERENCE	DIAMETRE	TARIF
CHL PP1-06	6mm	- €
CHL PP1-08	8mm	- €
CHL PP1-10	10mm	- €
CHL PP1-12	12mm	- €
CHL PP2-13	13,7mm	- €
CHL PP2-14	14mm	- €
CHL PP2-15	15mm	- €
CHL PP2-16	16mm	- €
CHL PP2-17	17,1mm	- €
CHL PP2-18	18mm	- €
CHL PP3-19	19mm	- €
CHL PP3-20	20mm	- €
CHL PP3-21	21,3mm	- €
CHL PP3-22	22mm	- €
CHL PP3-23	23mm	- €
CHL PP3-25	25mm	- €
CHL PP4-27	26,6mm	- €
CHL PP4-28	28mm	- €
CHL PP4-30	30mm	- €
CHL PP5-32	32mm	- €
CHL PP5-33	33,7mm	- €
CHL PP5-35	35mm	- €
CHL PP5-38	38mm	- €
CHL PP5-40	40mm	- €
CHL PP5-42	42mm	- €
CHL PP6-45	44,5mm	- €
CHL PP6-48	48,3mm	- €
CHL PP6-50	50,8mm	- €

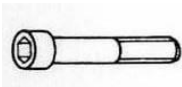
REFERENCE	TARIF
CHL PI1	- €
CHL PI2	- €
CHL PI3	- €
CHL PI4	- €
CHL PI5	- €
CHL PI6	- €

PLAQUE SUPERIEURE DE PROTECTION



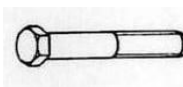
REFERENCE	TARIF
CHL PS1	- €
CHL PS2	- €
CHL PS3	- €
CHL PS4	- €
CHL PS5	- €
CHL PS6	- €

**VIS 6 PANS CREUX
POUR MONTAGE SANS PLAQUE SUPERIEURE**



REFERENCE	DIMENSION	TARIF
CHL CHC1	6x20	- €
CHL CHC2	6x25	- €
CHL CHC3	6x30	- €
CHL CHC4	6x35	- €
CHL CHC5	6x50	- €
CHL CHC6	6x60	- €

**VIS TETE HEXAGONALE
POUR MONTAGE AVEC PLAQUE SUPERIEURE**

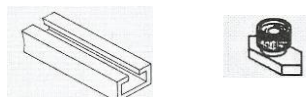


REFERENCE	DIMENSION	TARIF
CHL HEX1	6x30	- €
CHL HEX2	6x35	- €
CHL HEX3	6x40	- €
CHL HEX4	6x45	- €
CHL HEX5	6x60	- €
CHL HEX6	6x70	- €

**GOUJON POUR SUPERPOSITION DES COLLIERS
POUR COLLIERS SIMPLES SERIE LEGERE**

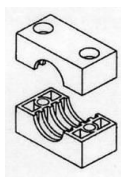


REFERENCE	TARIF
CHL GOUJ1	- €
CHL GOUJ2	- €
CHL GOUJ3	- €
CHL GOUJ4	- €
CHL GOUJ5	- €
CHL PLAQUE INTERMEDIAIRE	- €



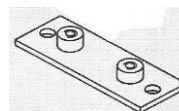
REFERENCE	TARIF
CHL RAIL (en L 2m) le mètre	- €
CHL ECROU POUR RAIL	- €
CHDL ECROU M8 POUR RAIL	- €

PAIRE 1/2 COQUILLE EN ALUMINIUM



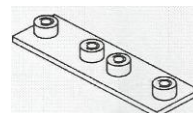
REFERENCE	DIAMETRE	TARIF
CHL AL1-06	6mm	- €
CHL AL1-08	8mm	- €
CHL AL1-10	10mm	- €
CHL AL1-12	12mm	- €
CHL AL2-13	13,7mm	- €
CHL AL2-14	14mm	- €
CHL AL2-15	15mm	- €
CHL AL2-16	16mm	- €
CHL AL2-17	17,1mm	- €
CHL AL2-18	18mm	- €
CHL AL3-19	19mm	- €
CHL AL3-20	20mm	- €
CHL AL3-21	21,3mm	- €
CHL AL3-22	22mm	- €
CHL AL3-23	23mm	- €
CHL AL3-25	25mm	- €
CHL AL4-27	26,6mm	- €
CHL AL4-28	28mm	- €
CHL AL4-30	30mm	- €
CHL AL5-32	32mm	- €
CHL AL5-33	33,7mm	- €
CHL AL5-35	35mm	- €
CHL AL5-38	38mm	- €
CHL AL5-40	40mm	- €
CHL AL5-42	42mm	- €
CHL AL6-45	44,5mm	- €
CHL AL6-48	48,3mm	- €
CHL AL6-50	50,8mm	- €

**PLAQUE INFERIEURE A VISSER (RALLONGEE)
POUR COLLIERS SIMPLES SERIE LEGERE**



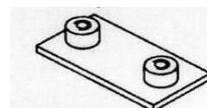
REFERENCE	TARIF
CHL PI1 RALLONGEE	- €
CHL PI2 RALLONGEE	- €
CHL PI3 RALLONGEE	- €
CHL PI4 RALLONGEE	- €
CHL PI5 RALLONGEE	- €
CHL PI6 RALLONGEE	- €

**PLAQUE INFERIEURE A SOUDER DOUBLE
POUR COLLIERS SIMPLES SERIE LEGERE**



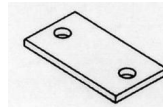
REFERENCE	TARIF
CHL PI1 DOUBLE	- €
CHL PI2 DOUBLE	- €
CHL PI3 DOUBLE	- €
CHL PI4 DOUBLE	- €
CHL PI5 DOUBLE	- €
CHL PI6 DOUBLE	- €

**PLAQUE INFERIEURE A SOUDER EN INOX
POUR COLLIERS SIMPLES SERIE LEGERE**



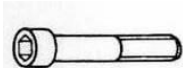
REFERENCE	TARIF
CHLI PI1 INOX	- €
CHLI PI2 INOX	- €
CHLI PI3 INOX	- €
CHLI PI4 INOX	- €
CHLI PI5 INOX	- €
CHLI PI6 INOX	- €

**PLAQUE SUPERIEURE DE PROTECTION EN INOX
POUR COLLIERS SIMPLES SERIE LEGERE**



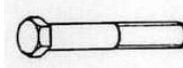
REFERENCE	TARIF
CHLI PS1 INOX	- €
CHLI PS2 INOX	- €
CHLI PS3 INOX	- €
CHLI PS4 INOX	- €
CHLI PS5 INOX	- €
CHLI PS6 INOX	8,99 €

VIS 6 PANS CREUX INOX
POUR MONTAGE SANS PLAQUE SUPERIEURE
POUR COLLIERS SIMPLES SERIE LEGERE



REFERENCE	TARIF
CHLI CHC1 INOX	- €
CHLI CHC2 INOX	- €
CHLI CHC3 INOX	- €
CHLI CHC4 INOX	- €
CHLI CHC5 INOX	- €
CHLI CHC6 INOX	- €

VIS TETE HEXAGONALE INOX
POUR MONTAGE AVEC PLAQUE SUPERIEURE
POUR COLLIERS SIMPLES SERIE LEGERE



REFERENCE	TARIF
CHLI HEX1 INOX	- €
CHLI HEX2 INOX	- €
CHLI HEX3 INOX	- €
CHLI HEX4 INOX	- €
CHLI HEX5 INOX	- €
CHLI HEX6 INOX	- €

GOUJON POUR SUPERPOSITION DES COLLIERS
POUR COLLIERS SIMPLES SERIE LEGERE



REFERENCE	TARIF
CHLI GOUJ1 INOX	- €
CHLI GOUJ2 INOX	- €
CHLI GOUJ3 INOX	- €
CHLI GOUJ4 INOX	- €
CHLI GOUJ5 INOX	- €
CHLI PLAQUE INTERMED INOX	- €



REFERENCE	TARIF
CHLI RAIL INOX (en L 2m) le mètre	- €
CHLI ECROU POUR RAIL INOX	- €
CHLDI ECROU M8 RAIL INOX	- €

COLLIERS HYDRAULIQUES SERIE LEGERE DOUBLE

GOUJON POUR SUPERPOSITION DES COLLIERS
POUR COLLIER SERIE LEGERE DOUBLE INOX



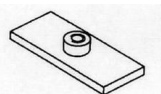
REFERENCE	TARIF
CHLDI GOUJ1 INOX	- €
CHLDI GOUJ2 INOX	- €
CHLDI GOUJ3 INOX	- €
CHLDI GOUJ4 INOX	- €
CHLDI GOUJ5 INOX	- €
CHLDI PLAQUE INTERM INOX -1	- €
CHLD PLAQUE INTERM INOX -2 A 5	- €

VIS TETE HEXAGONALE INOX
POUR MONTAGE DE COLLIERS DOUBLES



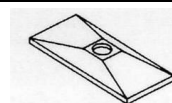
REFERENCE	DIMENSION	TARIF
CHLDI HEX1 INOX	6X35	- €
CHLDI HEX2 INOX	8X35	- €
CHLDI HEX3 INOX	8X45	- €
CHLDI HEX4 INOX	8X50	- €
CHLDI HEX5 INOX	8X65	- €

PLAQUE INFERIEURE A SOUDER INOX
POUR COLLIER SERIE LEGERE DOUBLE



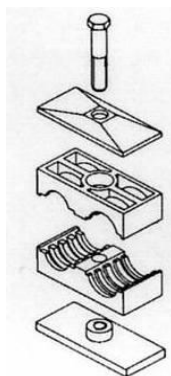
REFERENCE	TARIF
CHLDI PI1 INOX	- €
CHLDI PI2 INOX	- €
CHLDI PI3 INOX	- €
CHLDI PI4 INOX	- €
CHLDI PI5 INOX	- €

PLAQUE SUPERIEURE DE PROTECTION INOX
POUR COLLIER SERIE LEGERE DOUBLE

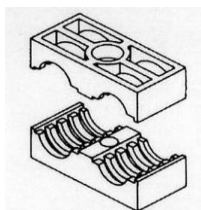


REFERENCE	TARIF
CHLDI PS1 INOX	- €
CHLDI PS2 INOX	- €
CHLDI PS3 INOX	- €
CHLDI PS4 INOX	- €
CHLDI PS5 INOX	- €

COLLIERS HYDRAULIQUES SERIE LEGERE DOUBLE

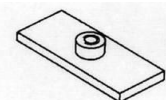


PAIRE 1/2 COQUILLE EN POLYPROPYLENE



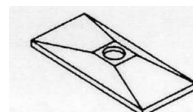
REFERENCE	DIAMETRE	TARIF
CHLD PP1-06	6mm	- €
CHLD PP1-08	8mm	- €
CHLD PP1-10	10mm	- €
CHLD PP1-12	12mm	- €
CHLD PP2-13	13,7mm	- €
CHLD PP2-14	14mm	- €
CHLD PP2-15	15mm	- €
CHLD PP2-16	16mm	- €
CHLD PP2-17	17,1mm	- €
CHLD PP2-18	18mm	- €
CHLD PP3-19	19mm	- €
CHLD PP3-20	20mm	- €
CHLD PP3-21	21,3mm	- €
CHLD PP3-22	22mm	- €
CHLD PP3-23	23mm	- €
CHLD PP3-25	25mm	- €
CHLD PP4-27	26,6mm	- €
CHLD PP4-28	28mm	- €
CHLD PP4-30	30mm	- €
CHLD PP5-32	32mm	- €
CHLD PP5-33	33,7mm	- €
CHLD PP5-35	35mm	- €
CHLD PP5-38	38mm	- €
CHLD PP5-40	40mm	- €
CHLD PP5-42	42mm	- €

**PLAQUE INFERIEURE A SOUDER
POUR COLLIER SERIE LEGERE DOUBLE**



REFERENCE	TARIF
CHLD PI1	- €
CHLD PI2	- €
CHLD PI3	- €
CHLD PI4	- €
CHLD PI5	- €

**PLAQUE SUPERIEURE DE PROTECTION
POUR COLLIER SERIE LEGERE DOUBLE**



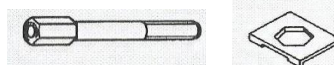
REFERENCE	TARIF
CHLD PS1	- €
CHLD PS2	- €
CHLD PS3	- €
CHLD PS4	- €
CHLD PS5	- €

**VIS TETE HEXAGONALE
POUR MONTAGE AVEC PLAQUE SUPERIEURE
POUR COLLIER SERIE LEGERE DOUBLE**



REFERENCE	DIMENSION	TARIF
CHLD HEX1	6x35	- €
CHLD HEX2	8x35	- €
CHLD HEX3	8x45	- €
CHLD HEX4	8x50	- €
CHLD HEX5	8x65	- €

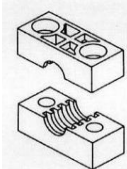
**GOUJON POUR SUPERPOSITION DES COLLIER
POUR COLLIER SERIE LEGERE DOUBLE**



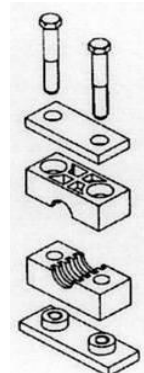
REFERENCE	TARIF
CHLD GOUJ1	- €
CHLD GOUJ2	- €
CHLD GOUJ3	- €
CHLD GOUJ4	- €
CHLD GOUJ5	- €
CHLD PLAQUE INTERMED -1	- €
CHLD PLAQUE INTERMED -2 A 5	- €

COLLIERS HYDRAULIQUES SERIE LOURDE

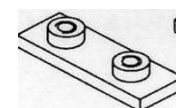
PAIRE 1/2 COQUILLE EN POLYPROPYLENE



REFERENCE	DIAMETRE	TARIF
CHS PP1-06	6mm	- €
CHS PP1-08	8mm	- €
CHS PP1-10	10mm	- €
CHS PP1-12	12mm	- €
CHS PP1-13	13,7mm	- €
CHS PP1-14	14mm	- €
CHS PP1-15	15mm	- €
CHS PP1-16	16mm	- €
CHS PP1-17	17,1mm	- €
CHS PP1-18	18mm	- €
CHS PP2-19	19mm	- €
CHS PP2-20	20mm	- €
CHS PP2-21	21,3mm	- €
CHS PP2-22	22mm	- €
CHS PP2-25	25mm	- €
CHS PP2-27	26,6mm	- €
CHS PP2-28	28mm	- €
CHS PP2-30	30mm	- €
CHS PP3-25	25mm	- €
CHS PP3-30	30mm	- €
CHS PP3-32	32mm	- €
CHS PP3-33	33,7mm	- €
CHS PP3-35	35mm	- €
CHS PP3-38	38mm	- €
CHS PP3-40	40mm	- €
CHS PP3-42	42mm	- €
CHS PP4-30	30mm	- €
CHS PP4-38	38mm	- €
CHS PP4-42	42mm	- €
CHS PP4-45	44,5mm	- €
CHS PP4-48	48,3mm	- €
CHS PP4-50	50,8mm	- €
CHS PP4-54	54mm	- €
CHS PP4-57	57mm	- €
CHS PP4-60	60,3mm	- €
CHS PP4-63	63,5mm	- €
CHS PP4-65	65mm	- €
CHS PP4-70	70mm	- €
CHS PP5-66	66mm	- €
CHS PP5-70	70mm	- €
CHS PP5-73	73mm	- €
CHS PP5-76	76,1mm	- €
CHS PP5-80	80mm	- €
CHS PP5-88	88,9mm	- €
CHS PP6-96	96mm	- €
CHS PP6-101	101,6mm	- €
CHS PP6-108	108mm	- €
CHS PP6-114	114,3mm	- €
CHS PP7-136	136mm	- €
CHS PP7-139	139,7mm	- €
CHS PP7-168	168mm	- €

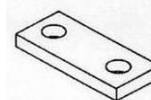


**PLAQUE INFERIEURE A SOUDER
POUR COLLIER SERIE LOURDE**



REFERENCE	TARIF
CHS PI1	- €
CHS PI2	- €
CHS PI3	- €
CHS PI4	- €
CHS PI5	- €
CHS PI6	- €
CHS PI7	- €

**PLAQUE SUPERIEURE DE PROTECTION
POUR COLLIER SERIE LOURDE**



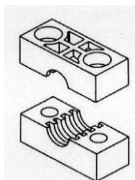
REFERENCE	TARIF
CHS PS1	- €
CHS PS2	- €
CHS PS3	- €
CHS PS4	- €
CHS PS5	- €
CHS PS6	- €
CHS PS7	- €

**VIS TETE HEXAGONALE
POUR MONTAGE AVEC PLAQUE SUPERIEURE
POUR COLLIER SERIE LOURDE**



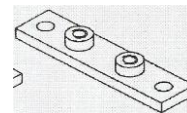
REFERENCE	DIMENSION	TARIF
CHS HEX1	10x45	- €
CHS HEX2	10x60	- €
CHS HEX3	10x70	- €
CHS HEX4	12x100	- €
CHS HEX5	16x130	- €
CHS HEX6	20x190	- €
CHS HEX7	24x220	- €

**PAIRE 1/2 COQUILLE EN ALUMINIUM
POUR COLLIER SERIE LOURDE**



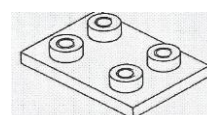
REFERENCE	DIAMETRE	TARIF
CHS AL1-06	6mm	- €
CHS AL1-08	8mm	- €
CHS AL1-10	10mm	- €
CHS AL1-12	12mm	- €
CHS AL1-13	13,7mm	- €
CHS AL1-14	14mm	- €
CHS AL1-15	15mm	- €
CHS AL1-16	16mm	- €
CHS AL1-17	17,1mm	- €
CHS AL1-18	18mm	- €
CHS AL2-19	19mm	- €
CHS AL2-20	20mm	- €
CHS AL2-21	21,3mm	- €
CHS AL2-22	22mm	- €
CHS AL2-25	25mm	- €
CHS AL2-27	26,6mm	- €
CHS AL2-28	28mm	- €
CHS AL2-30	30mm	- €
CHS AL3-25	25mm	- €
CHS AL3-30	30mm	- €
CHS AL3-32	32mm	- €
CHS AL3-33	33,7mm	- €
CHS AL3-35	35mm	- €
CHS AL3-38	38mm	- €
CHS AL3-40	40mm	- €
CHS AL3-42	42mm	- €
CHS AL4-30	30mm	- €
CHS AL4-38	38mm	- €
CHS AL4-42	42mm	- €
CHS AL4-45	44,5mm	- €
CHS AL4-48	48,3mm	- €
CHS AL4-50	50,8mm	- €
CHS AL4-54	54mm	- €
CHS AL4-57	57mm	- €
CHS AL4-60	60,3mm	- €
CHS AL4-63	63,5mm	- €
CHS AL4-65	65mm	- €
CHS AL4-70	70mm	- €
CHS AL5-66	66mm	- €
CHS AL5-70	70mm	- €
CHS AL5-73	73mm	- €
CHS AL5-76	76,1mm	- €
CHS AL5-80	80mm	- €
CHS AL5-88	88,9mm	- €
CHS AL6-96	96mm	- €
CHS AL6-101	101,6mm	- €
CHS AL6-108	108mm	- €
CHS AL6-114	114,3mm	- €
CHS AL7-136	136mm	- €
CHS AL7-139	139,7mm	- €
CHS AL7-168	168mm	- €

**PLAQUE INFERIEURE A VISSER (RALLONGEE)
POUR COLLIERS SIMPLES SERIE LOURDE**



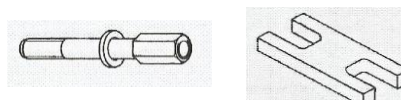
REFERENCE	TARIF
CHS PI1 RALLONGEE	- €
CHS PI2 RALLONGEE	- €
CHS PI3 RALLONGEE	- €
CHS PI4 RALLONGEE	- €
CHS PI5 RALLONGEE	- €
CHS PI6 RALLONGEE	- €
CHS PI7 RALLONGEE	- €

**PLAQUE INFERIEURE A SOUDER DOUBLE
POUR COLLIERS SIMPLES SERIE LOURDE**

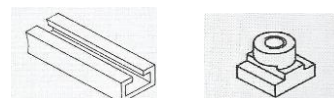


REFERENCE	TARIF
CHS PI1 DOUBLE	- €
CHS PI2 DOUBLE	- €
CHS PI3 DOUBLE	- €
CHS PI4 DOUBLE	- €
CHS PI5 DOUBLE	- €
CHS PI6 DOUBLE	- €
CHS PI7 DOUBLE	- €

**GOUJON POUR SUPERPOSITION DES COLLIER
POUR COLLIERS SIMPLES SERIE LOURDE**



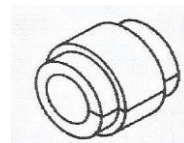
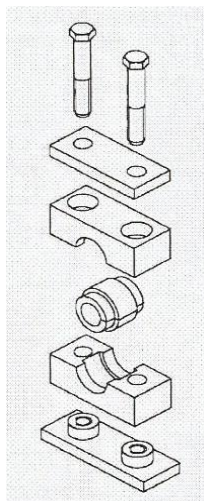
REFERENCE	TARIF
CHS GOUJ1	- €
CHS GOUJ2	- €
CHS GOUJ3	- €
CHS GOUJ4	- €
CHS GOUJ5	- €
CHS GOUJ6	- €
CHS PLAQUE INTERMEDIAIRE 1	- €
CHS PLAQUE INTERMEDIAIRE 2	- €
CHS PLAQUE INTERMEDIAIRE 3	- €
CHS PLAQUE INTERMEDIAIRE 4	- €
CHS PLAQUE INTERMEDIAIRE 5	- €
CHS PLAQUE INTERMEDIAIRE 6	- €



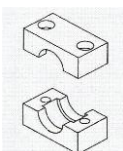
REFERENCE	TARIF
CHS RAIL (en L 2m) le mètre	- €
CHS ECROU M10 POUR RAIL	- €

COLLIERS HYDRAULIQUES SERIE LOURDE AVEC GARNITURE ELASTOMERE

GARNITURE ELASTOMERE



**PAIRE 1/2 COQUILLE EN POLYPROPYLENE
(MONTAGE AVEC GARNITURE ELASTOMERE)**



REFERENCE	DIAMETRE	TARIF
CHS PPE-2	6-20mm	- €
CHS PPE-3	20-32mm	- €
CHS PPE-4	33-56mm	- €
CHS PPE-5	60-76mm	- €
CHS PPE-6	83-101mm	- €
CHS PPE-7	108-140mm	- €

**LES PLAQUES INFERIEURES ET SUPERIEURES
AINSI QUE LA VISSERIE
SONT IDENTIQUES A LA SERIE LOURDE STANDART**

REFERENCE	DIAMETRE	TARIF
CHS E2-06	6mm	- €
CHS E2-08	8mm	- €
CHS E2-10	10mm	- €
CHS E2-12	12mm	- €
CHS E2-13	12,7mm	- €
CHS E2-14	14mm	- €
CHS E2-15	15mm	- €
CHS E2-16	16mm	- €
CHS E2-17	17,2mm	- €
CHS E2-18	18mm	- €
CHS E2-19	19mm	- €
CHS E2-20	20mm	- €
CHS E3-20	20mm	- €
CHS E3-21	21,3mm	- €
CHS E3-22	22mm	- €
CHS E3-25	25mm	- €
CHS E3-27	26,9mm	- €
CHS E3-28	28mm	- €
CHS E3-30	30mm	- €
CHS E3-32	32mm	- €
CHS E4-33	33,7mm	- €
CHS E4-35	35mm	- €
CHS E4-38	38mm	- €
CHS E4-40	40mm	- €
CHS E4-42	42mm	- €
CHS E4-45	45,5mm	- €
CHS E4-48	48mm	- €
CHS E4-51	51mm	- €
CHS E4-54	53,4mm	- €
CHS E4-56	56,4mm	- €
CHS E5-60	60mm	- €
CHS E5-65	65mm	- €
CHS E5-70	70mm	- €
CHS E5-73	73mm	- €
CHS E5-76	76mm	- €
CHS E6-83	83mm	- €
CHS E6-89	89mm	- €
CHS E6-94	94mm	- €
CHS E6-101	101mm	- €
CHS E7-108	108mm	- €
CHS E7-114	114mm	- €
CHS E7-133	133mm	- €
CHS E7-140	140mm	- €